













## ACCEPTED FILE FORMATS

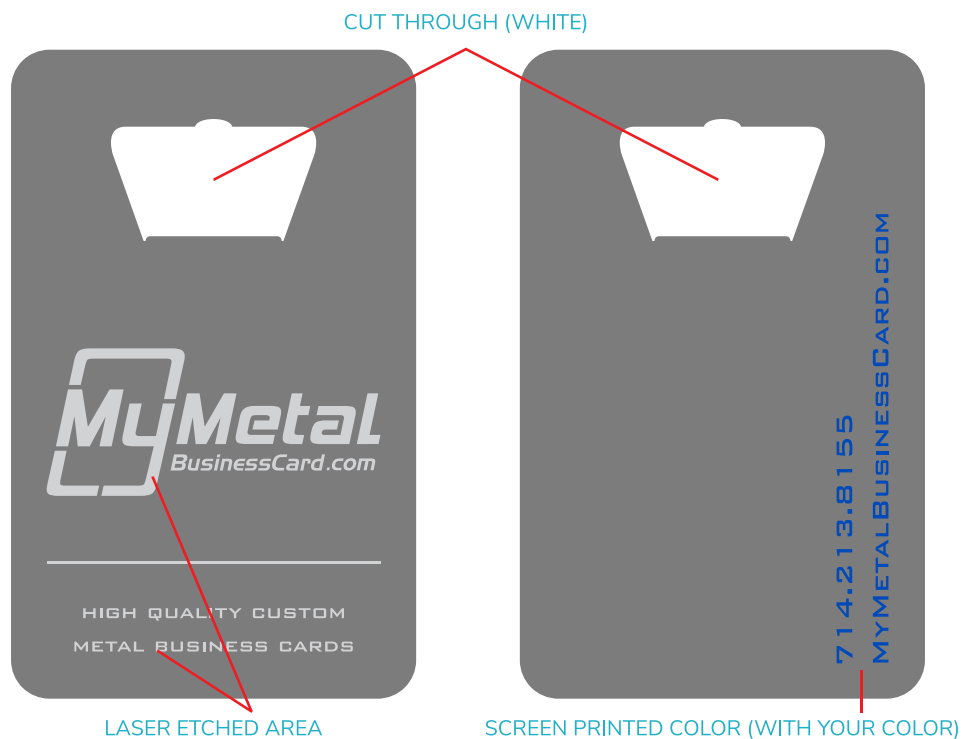
Adobe Illustrator (Ai) | Adobe PDF (PDF) | Corel Draw (CDR) | Encapsulated PostScript (EPS)

NOTE: All submitted art files must be created in full vector format and all live fonts must be outlined (made into objects).

## DESIGN IN 3 COLORS


 Stainless Steel Surface	 Laser Etched Area	 Cut-Through Area (White)	 Your Color (If applicable)
 Black Metal Surface	 Laser Etched Area	 Cut-Through Area (White)	 Your Color (If applicable)
 Copper Finish Surface	 Laser Etched Area	 Cut-Through Area (White)	 Your Color (If applicable)
 Brass Finish Surface	 Laser Etched Area	 Cut-Through Area (White)	 Your Color (If applicable)

NOTE: If you are using a white spot color and cutouts, please make all cutout areas **magenta** and note the process with our team.




### CARD SHAPE

- Standard Bottle Opener dimensions are 2.11 X 3.38" with 1.5mm thickness.
- Custom shapes acceptable within product dimensions.
- Please keep corner radius .1" or greater.  
(Right angles not accepted due to safety concerns).



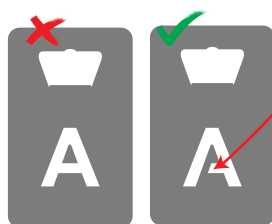
### SILVER LASER ETCHING

- A laser will be used to etch onto the surface of your card.
- When utilizing the laser etching process, designs may go to the edge of the card.
- Convert all fonts, strokes and outlines into vector objects.
- Please remove all clipping masks and hidden objects.




### CUT THROUGH

- Chemicals will be used to etch through your card where specified.
- Cut-through areas must be minim .06" in diameter.
- Add tie-bars (minimum .06") to any 'floating' material.  
(Frequently seen in letters).
- Convert all fonts, strokes and outlines into vector objects.
- Please remove all clipping masks and hidden objects.


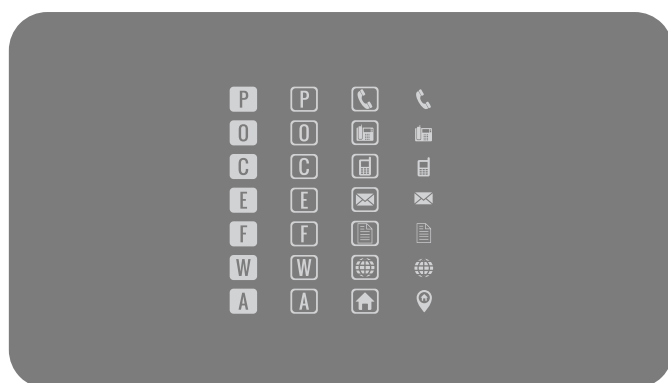


### COLOR

- Design with actual colors - Pantone preferred, though we will accept CMYK.
- Please label color values within your artwork.
- Colors screen printed onto surface can touch/overlap.
- Please remove all gradients, drop shadows and transparencies.



## DESIGN RESOURCES



## SUBMITTING ARTWORK

All finished? Simply visit our website at [www.mymetalbusinesscard.com](http://www.mymetalbusinesscard.com) to place your order and submit your artwork.  
Have a question? Call us at 714.213.8155 or email us at [artwork@mymetalbusinesscard.com](mailto:artwork@mymetalbusinesscard.com)