

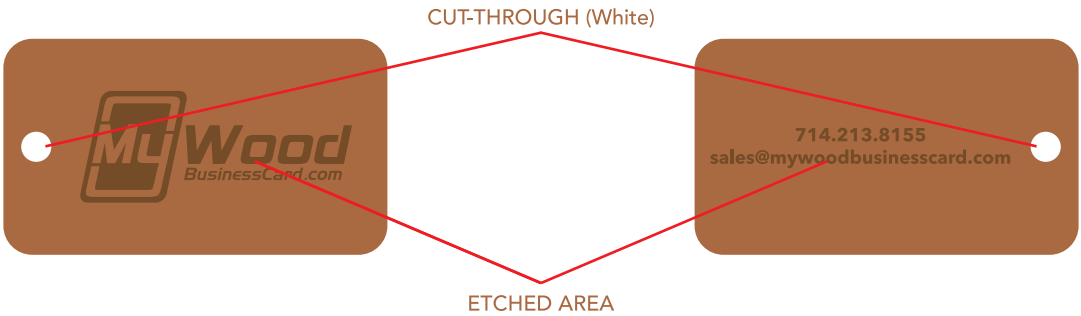
ACCEPTED FILE FORMATS

Adobe Illustrator (Ai) | Adobe PDF (PDF) | Corel Draw (CDR) | Encapsulated PostScript (EPS)

NOTE: Vector artwork is preferred, however rasterized images are acceptable. All live fonts must be outlined (made into objects).

DESIGN IN 3 COLORS

Wood Surface Etched Area Cut Area (White)



WOOD TAG SHAPE

- Standard Wood Tag sizing is 2.0 X 1.125".
- Custom shapes acceptable within product dimensions.
- Please keep corner radius .1" or greater.




SURFACE ETCHING

- Lasers are used to etch the design of your card.
- Any etched areas must be .01" or thicker for legibility.
(Wood grain may vary due to nature of the material and thin fonts may be difficult to read.)
- Etched areas may go to the edge of the card or cut out area.
- Convert all fonts, strokes and outlines into vector objects.
- Please remove all clipping masks and hidden objects.




CUT-THROUGH

- Lasers will be used to cut-through your card where specified.
- Cut-through areas must be minimum .05" in width/height.
- Add tie-bars (minimum .05") to any 'floating' material.
(Frequently seen in letters).
- Cut-through areas must be a minimum of .06" from the edge of the card.
- Convert all fonts, strokes and outlines into vector objects.
- Please remove all clipping masks and hidden objects.



DESIGN RESOURCES



SUBMITTING ARTWORK

All finished? Simply visit our website at www.MyWoodBusinesscard.com to place your order and submit your artwork.
Have a question? Call us at 714.213.8155 or email us at artwork@mywoodbusinesscard.com