










# QUICK METAL DOG TAG GUIDELINES

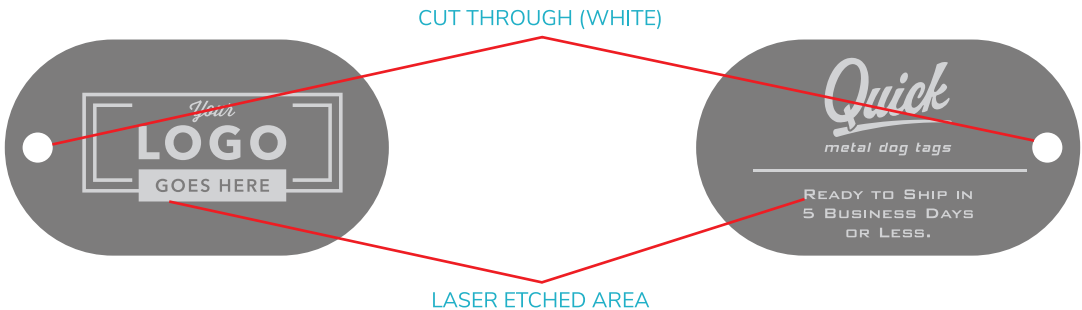
## ACCEPTED FILE FORMATS

[Adobe Illustrator \(Ai\)](#) | [Adobe PDF \(PDF\)](#) | [Corel Draw \(CDR\)](#) | [Encapsulated PostScript \(EPS\)](#)

NOTE: All submitted art files must be created in full vector format and all live fonts must be outlined (made into objects).

## LASER ETCHED QUICK METAL DOG TAGS

	Stainless Steel Surface		Laser Etched Area		Cut-Through Area (White)
	Black Metal Surface		Laser Etched Area		Cut-Through Area (White)
	Brass Finish Surface		Laser Etched Area		Cut-Through Area (White)



## SELECT BASE DESIGN

**NOTE:** Because of the expedited manufacturing process, Quick Metal Dog Tags require set base designs that cannot be altered.



STAINLESS STEEL



BLACK METAL



BRASS FINISH