

























ETCHED METAL DOG TAG GUIDELINES

ACCEPTED FILE FORMATS

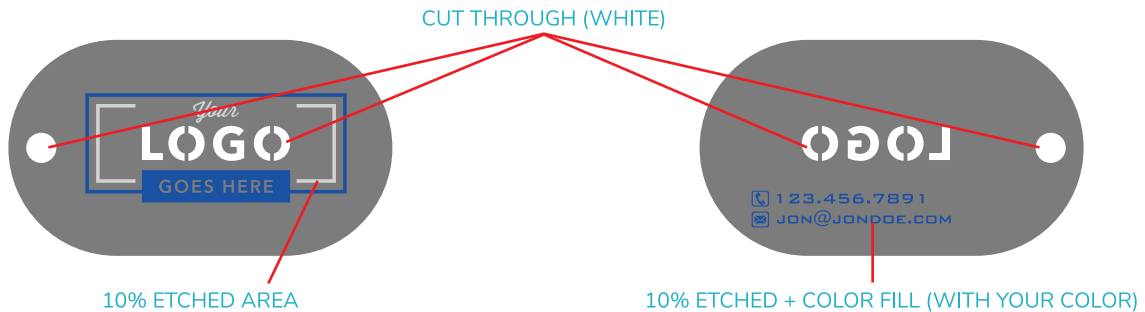
Adobe Illustrator (Ai) | Adobe PDF (PDF) | Corel Draw (CDR) | Encapsulated PostScript (EPS)

NOTE: All submitted art files must be created in full vector format and all live fonts must be outlined (made into objects).

DESIGN IN 3 COLORS

 Stainless Steel Surface	 10% Etched Area	 Cut-Through Area (White)	 Your Color (If applicable)
 Black Metal Surface	 Laser Etched Area	 Cut-Through Area (White)	 Your Color (If applicable)
 Copper Finish Surface	 10% Etched Area	 Cut-Through Area (White)	 Your Color (If applicable)
 Brass Finish Surface	 10% Etched Area	 Cut-Through Area (White)	 Your Color (If applicable)
 Rose Gold Finish Surface	 10% Etched Area	 Cut-Through Area (White)	 Your Color (If applicable)
 White Metal Surface	 White Etched Area	 Cut-Through Area	 Your Color (If applicable)

NOTE: If you are using a white spot color and cutouts, please make all cutout areas magenta and note the process with our team.



DOG TAG SHAPE

- Standard Dog Tag sizing is 2.0 X 1.125".
- Custom shapes acceptable within product dimensions.
- Please keep corner radius .1" or greater.
(Right angles not accepted due to safety concerns).



10% SURFACE ETCHING

- Chemicals will be used to etch 10% into the surface of your card.
- Any 10% etched areas must be .05" or more from the card edge.
- Any 10% etched areas must be .02" from any cut-through areas.
- Convert all fonts, strokes and outlines into vector objects.
- Please remove all clipping masks and hidden objects.



CUT THROUGH

- Chemicals will be used to etch through your card where specified.
- Cut-through areas must be minim .02" in diameter.
- Add tie-bars (minimum .02") to any 'floating' material.
(Frequently seen in letters).
- Convert all fonts, strokes and outlines into vector objects.
- Please remove all clipping masks and hidden objects.



COLOR

- Design with actual colors - Pantone preferred, though we will accept CMYK.
- Please label color values within your artwork.
- Color fill into 10% etched areas must be minimum .008" thick.
- Color fill into 10% etched areas cannot meet – they must have a .02" min. gap.
- Colors screen printed onto surface can touch/overlap.
- Please remove all gradients, drop shadows and transparencies.



DESIGN RESOURCES

